



SERIOUS HEAD PROTECTION

## CHIN BAR GURNEY

RS3/HP3

### ⚠ IMPORTANT.

**Read this notice before placing the Chin Bar Gurney on your helmet!**

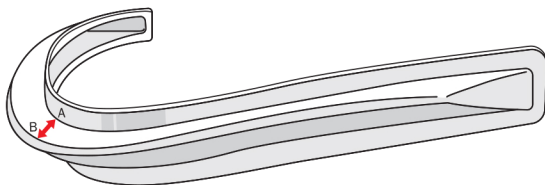
CHIN BAR GURNEYS can improve the stability of the helmet at high speed, thus improving driver's comfort. CHIN BAR GURNEYS stabilize the helmet by adding downforce to the front of the helmet reducing the lift effect and /or the drag.

The Chin Bar Gurney can be used jointly with other aerodynamic devices (Top Gurney, Spoiler, Air Intake) as per driver's choices and as per the particular needs of each type of open cockpit race car.

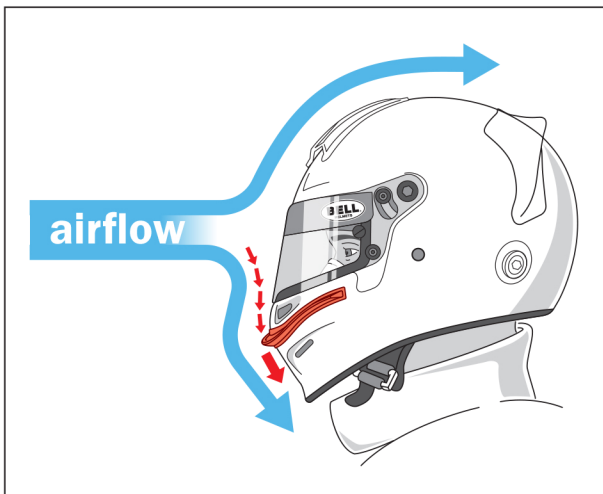

For more information about our full range of aerodynamic devices, please visit [www.bellracing.com](http://www.bellracing.com)

**ATTENTION: The CHIN BAR GURNEY is compatible with all helmet sizes.**

CHIN BAR GURNEY SIZE	A ↔ B
MEDIUM	8 mm
LARGE	13 mm



### CORRECT POSITIONING



Center the Chin Bar Gurney just below the chin bar vents and mark points of reference. Remove the protection tape from the adhesive and place the Chin Bar Gurney on the helmet starting from the middle and let it fall in position (avoid tension). Press firmly on the edges for good adherence.

### NOTE

Aerodynamic devices are designed to brake and/or to bend in case of impact. Do not reinforce or do not make more rigid. This accessory is applied with double sided adhesive. DO not permanently bond this accessory to the helmet. ONLY use this accessory with an authorized Bell auto racing helmet.